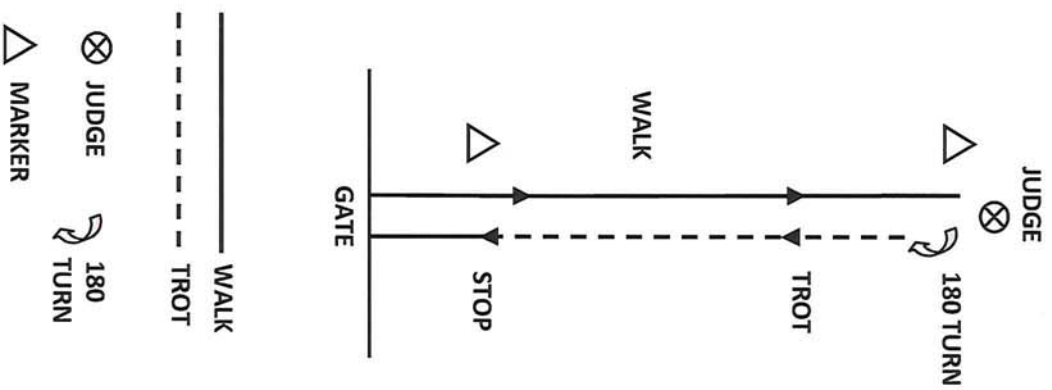


SHOWMANSHIP PATTERN 2

Lead Line

1. Walk from gate to judge in a straight line.
2. Stop and set up your pony for inspection.
3. At judge's signal, do a 180° turn to the right.
4. Trot in a straight line to the marker. Stop.
5. Walk, exit the arena.



Florida POAC Spring Show

#31/32/33 Showmanship (10-13/14-18/19 & O)

Show Date: 03-05-2016

www.HorseShowPatterns.com

Be ready at A.

1. When acknowledged, back approximately one horse length.
2. Walk to judge. Stop and set up for inspection.
3. Judge will end inspection on horse's left side. When dismissed, trot to B.
4. Stop and perform a 180 degree turn.
5. Trot in a half circle until even with B.
6. Stop and perform a 180 degree turn.
7. Walk straight away to exit.

Follow the instructions of your ring steward.

Walk -----
Trot -----
Back -----
Marker (B)
Judge (J)

www.HorseShowPatterns.com

[S/2-89]

Pattern Provided by:

Jennifer Moshier/Nick Carden, Judges

Florida POAC Spring Show

#51 Western Horsemanship W/T (9 & Under)

Show Date: 03-05-2016

Be ready at A.

1. Walk from A to B.
2. Jog from B to C.
3. Even with C, jog a circle to the right.
4. Stop at C and back one horse length

Retire to the rail or line up at a jog.

Walk	-----
Jog	- - - - -
Extended Jog	— — — —
Lope	— — — —
Leg Yield	
Lead Change	
Back	⤵ 2222
Marker	⤵ (B)
Sidepass	⤵ ····· ⤵

[WH/WT-20]

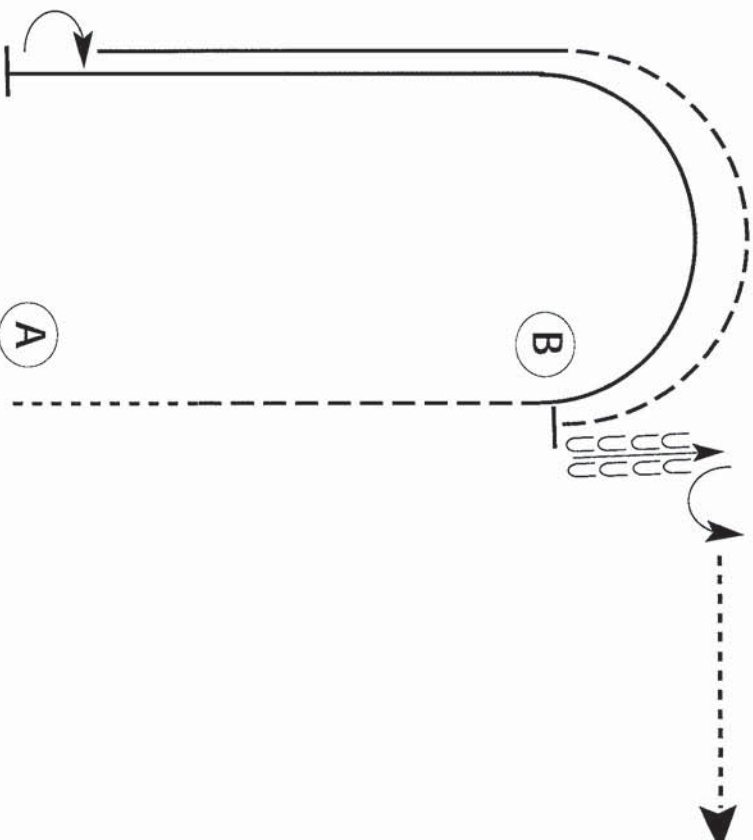
Pattern Provided by:

Jennifer Moshier/Nick Carden, Judges

Florida POAC Spring Show

#52/53/54 Western Horsemanship (10-13/14-18/19 & 0)

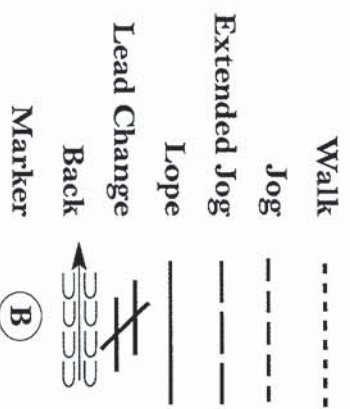
Show Date: 03-05-2016



Be ready at A.

1. Walk approximately 2 horse lengths from A.
2. Jog to B.
3. Lope on the left lead in a half circle and then straight until even with A.
4. Stop and perform a 180 degree turn to the right.
5. Lope on the right lead until even with B.
6. Jog to B.
7. Stop at B and back approximately one horse length.
8. Perform a 90 degree turn to the left and walk straight away.

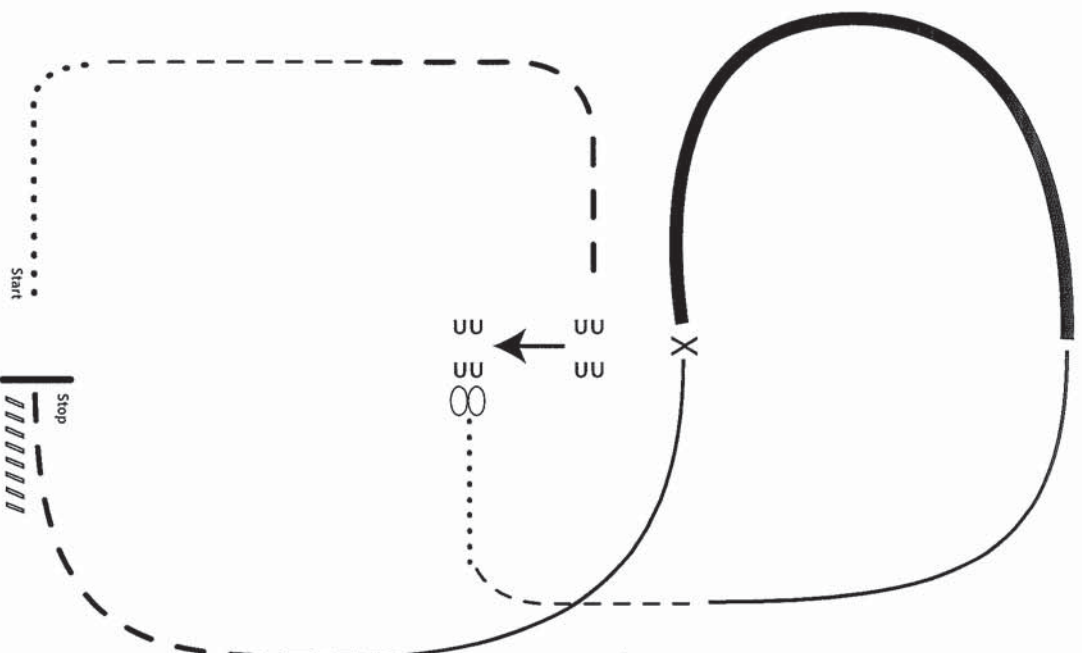
Follow the instructions of your ring steward.



Pattern Provided by:

Jennifer Moshier/Nick Carden, Judges

RANCH RIDING - PATTERN 3

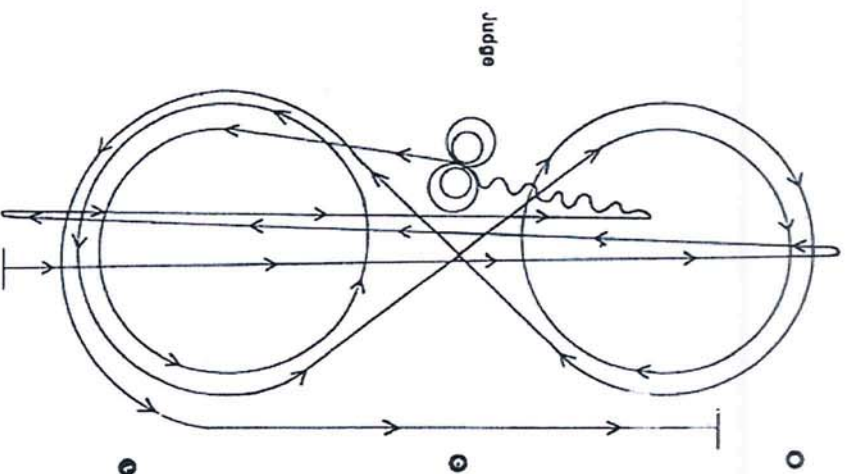


X Lead Change

- Walk
- - - Trot
- — — Ext Trot
- — — Lope
- ▬ — — Ext Lope
- ▨ — — Back
- ////// Sidepass
- 3 3

1. Walk to the left around corner of the arena
2. Trot
3. Extend alongside of the arena and around the corner to center
4. Stop, side pass right
5. 360 degree turn each direction (either way 1st)
6. Walk
7. Trot
8. Lope left lead
9. Extend the lope
10. Change leads (simple or flying)
11. Collect to the lope
12. Extend Trot
13. Stop and back

All
Remaining



PATTERN 6

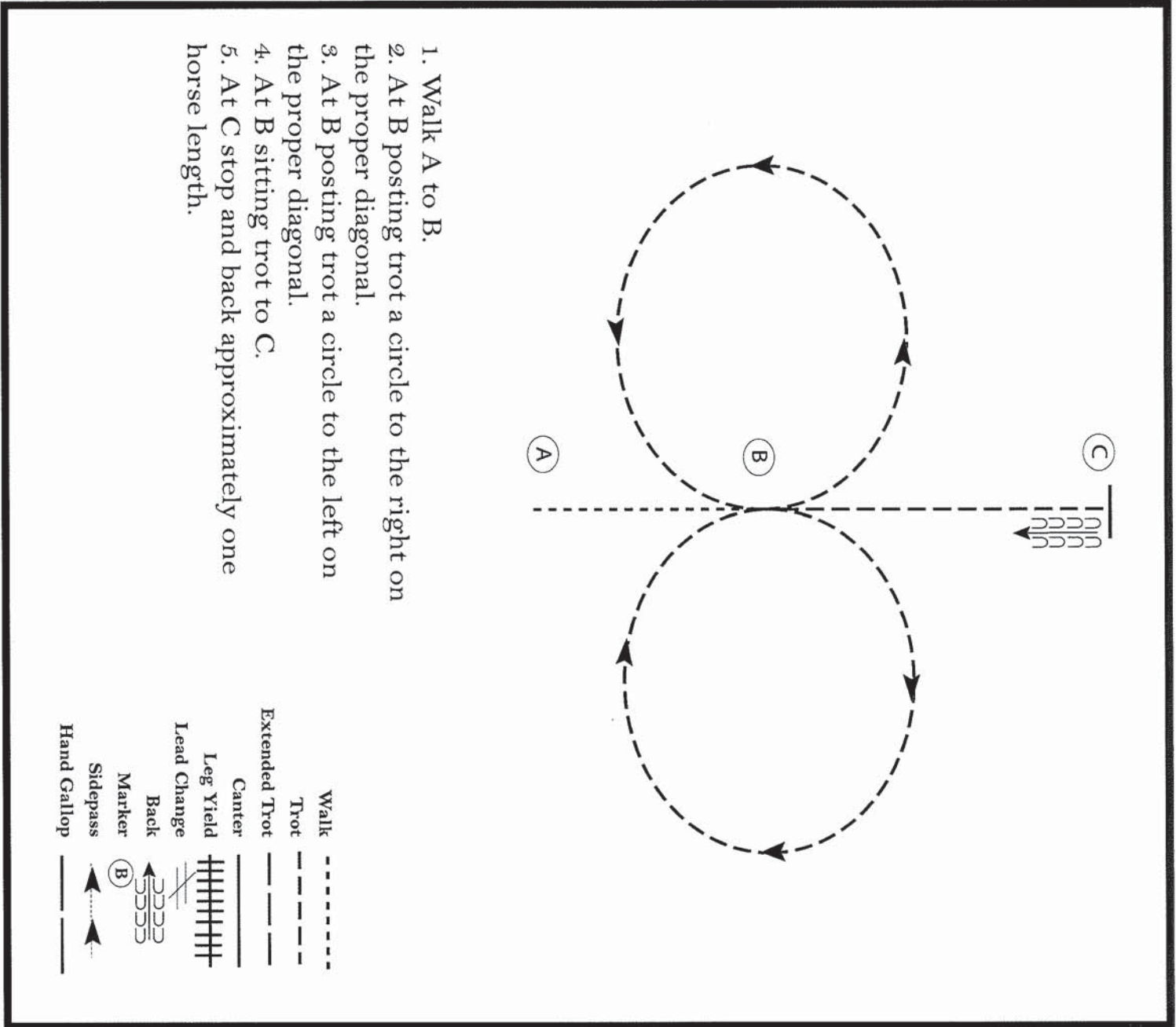
Ride pattern as follows:

1. Run at speed to the far end of the arena, past end marker, and do a left rollback - no hesitation.
2. Run to opposite end of the arena, past end marker, and do a right rollback - no hesitation.
3. Run past center of the arena. Do a sliding stop. Back straight, to the center of the arena. Hesitate.
4. In the center of the arena, complete two spins to the right.
5. Complete 2-1/4 spins to the left, so that pony is facing left wall or fence. Hesitate.
6. Beginning on the left lead, complete two circles to the left. The first circle, small and slow; the second circle, large and fast.
7. Change leads at the center of the arena.
8. Complete two circles to the right. The first circle small and slow; the second circle, large and fast.
9. Change leads at the center of the arena, and begin a large fast circle to the left. Do not close this circle. Turn straight down the side of the arena, past center marker, and do a sliding stop, at least 20' from wall or fence.
10. Hesitate to demonstrate the completion of the pattern.
11. Walk to judge and stop for inspection until dismissed.

Florida POAC Spring Show

#91 Hunt Seat Equitation W/T (9 & Under)

Show Date: 03-05-2016



1. Walk A to B.
2. At B posting trot a circle to the right on the proper diagonal.
3. At B posting trot a circle to the left on the proper diagonal.
4. At B sitting trot to C.
5. At C stop and back approximately one horse length.

Pattern Provided by:

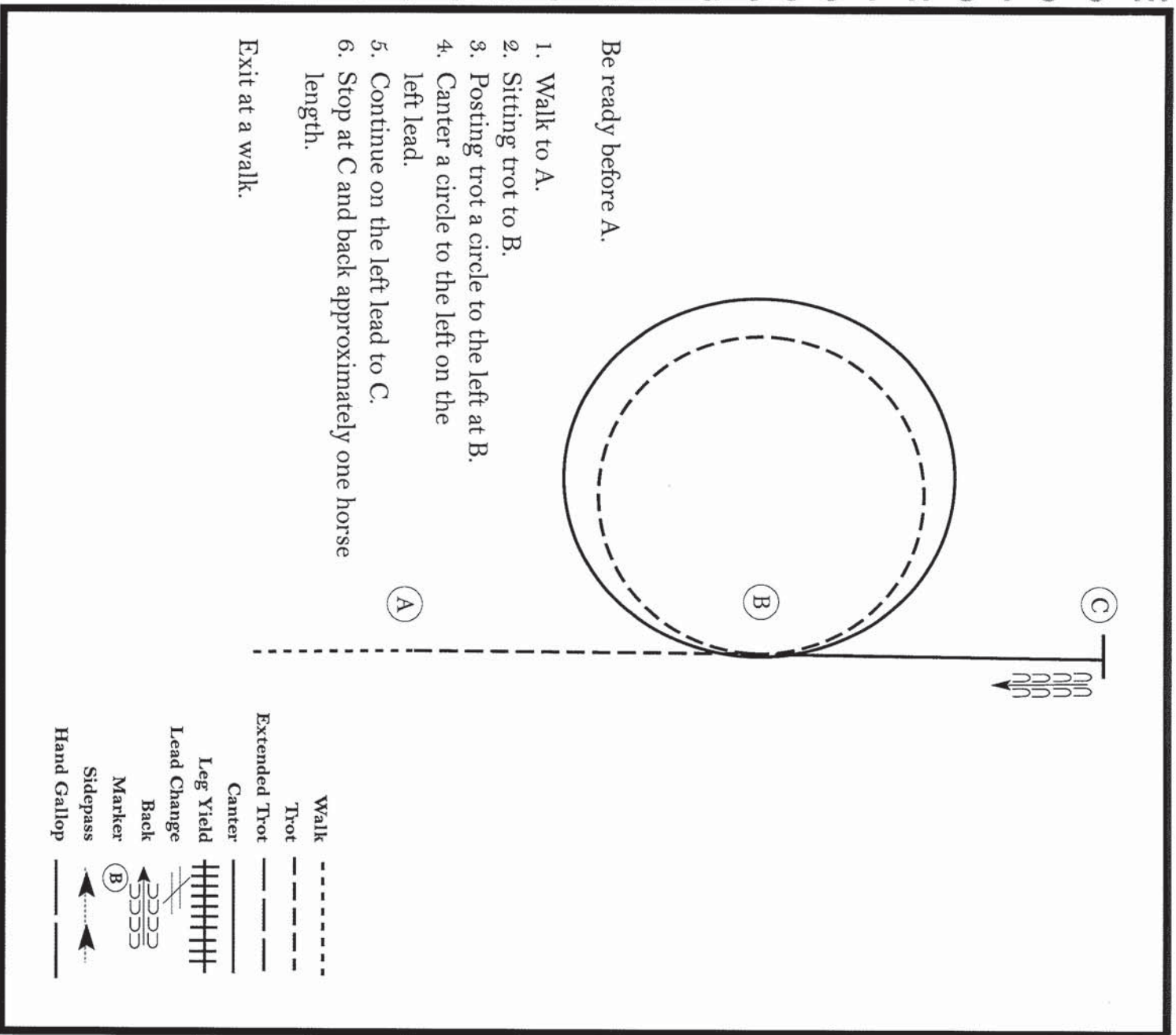
Jennifer Moshier/Nick Carden, Judges

[HSE/WT-5]

Florida POAC Spring Show

#92/93/94 Hunt Seat Equitation (10-13/14-18/19 & O)

Show Date: 03-05-2016



Be ready before A.

1. Walk to A.
2. Sitting trot to B.
3. Posting trot a circle to the left at B.
4. Canter a circle to the left on the left lead.
5. Continue on the left lead to C.
6. Stop at C and back approximately one horse length.

Exit at a walk.

Pattern Provided by:

Jennifer Moshier/Nick Carden, Judges

[HSE/1-38]